


### CABECEIRA 0,88M 1 CRIADO GENOVA



**Necessário 1 Montador**

#### Ferramentas Necessárias (Não Fornecidas)



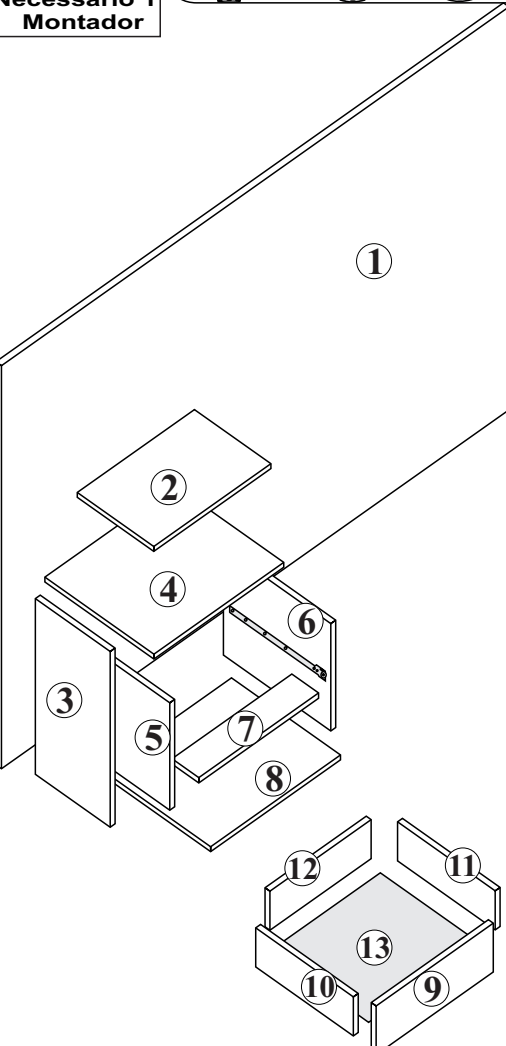
#### ATENÇÃO:

1. Ler atentamente toda a instrução antes de iniciar a montagem do móvel.
2. A montagem deverá ser feita em superfície limpa e plana, aconselhamos forrar a chão com a embalagem do produto a fim de não danificá-lo.
3. Os parafusos devem ser apertados periodicamente.
4. Evitar batidas e contato com objetos constantes.
5. Observar as cargas máximas suportadas de acordo com o desenho.

#### LIMPEZA E CONSERVAÇÃO

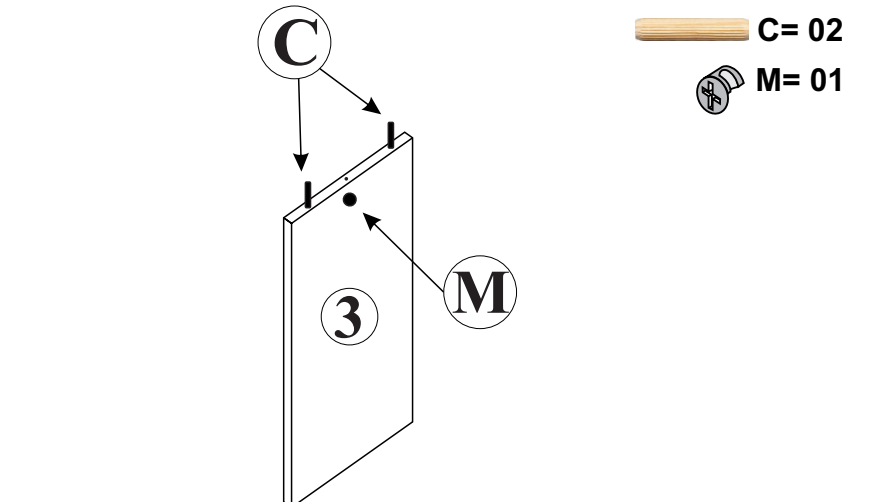
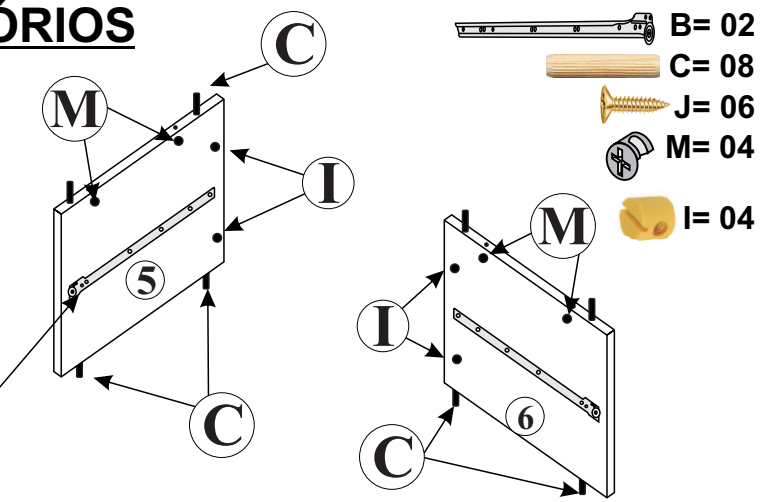
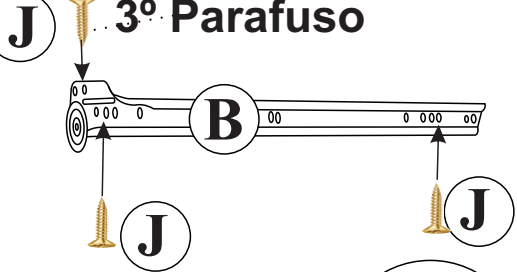
A limpeza do móvel deve ser efetuada **somente com pano macio e seco**.  
**Não utilizar** produtos abrasivos ou similares, tais como:  
 .Cera; .Detergentes; .Lustra-móveis;  
 .Álcool; .Tinner; .etc.

Nº	CARACTERÍSTICA	MAT / PRIMA	MEDIDAS		Qtd	BRANCO 4003230	INT / EXT	MALBEC 40513230	INT / EXT	VANILLA 40573230	INT / EXT	NOGUEIRA 40373230	INT / EXT	GRAFITE 40583230	INT / EXT	
01	Painel	MDP	1360 X	1080 X	15	01	32301.1	B	32301.2	M	32301.3	V	32301.4	N	32301.5	G
02	Tampo Superior	MDP	360 X	235 X	15	01	32302.1	B	32302.2	M	32302.3	V	32302.4	N	32302.5	G
03	Lateral Externa	MDP	523 X	230 X	15	01	32303.1	B	32303.2	M	32303.3	V	32303.4	N	32303.5	G
04	Tampo	MDP	402 X	335 X	15	01	32304.1	B	32304.2.2	M	32304.3	V	32304.4	N	32304.5	G
05	Laterais Esquerda	MDP	330 X	330 X	15	01	32305.1	B	32305.2	M	32305.3	V	32305.4	N	32305.5	G
06	Laterais Direita	MDP	330 X	330 X	15	01	32306.1	B	32306.2	M	32306.3	V	32306.4	N	32306.5	G
07	Travessa	MDP	370 X	75 X	15	01	32307.1	B	32307.2	M	32307.3	V	32307.4	N	32307.5	G
08	Base	MDP	402 X	335 X	15	01	32308.1	B	32308.2	M	32308.3	V	32308.4	N	32308.5	G
09	Frete da Gaveta	MDP	364 X	150 X	15	01	32309.1	B	32309.2	M	32309.3	V	32309.4	N	32309.5	G
10	Lateral Gaveta Esquerda	MDP	300 X	120 X	15	01	32310.1	B	32310.2	M	32310.3	V	32310.4	N	32310.5	G
11	Lateral Gaveta Direita	MDP	300 X	120 X	15	01	32311.1	B	32311.2	M	32311.3	V	32311.4	N	32311.5	G
12	Contra Fundo	MDP	315 X	120 X	15	01	32312.1	B	32312.2	M	32312.3	V	32312.4	N	32312.5	G
13	Fundo da Gaveta	MDF	344 X	306 X	2,8	01	32313.1	B	32313.2	M	32313.3	V	32313.4	N	32313.5	G

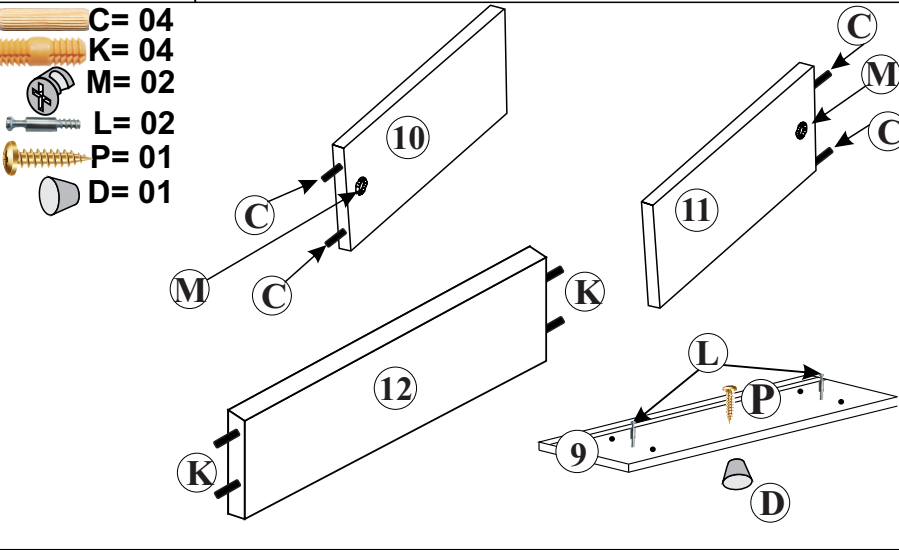
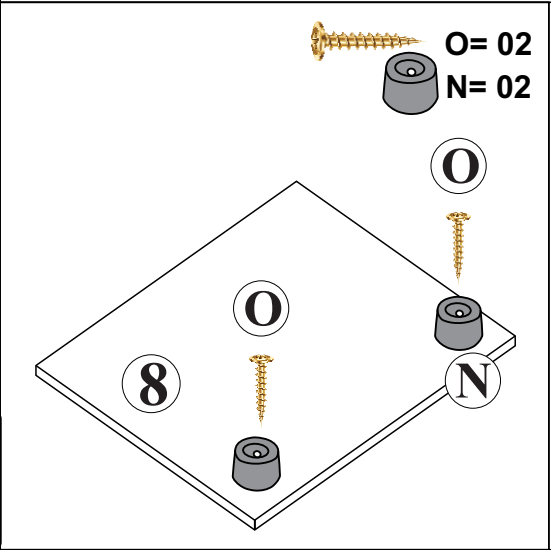
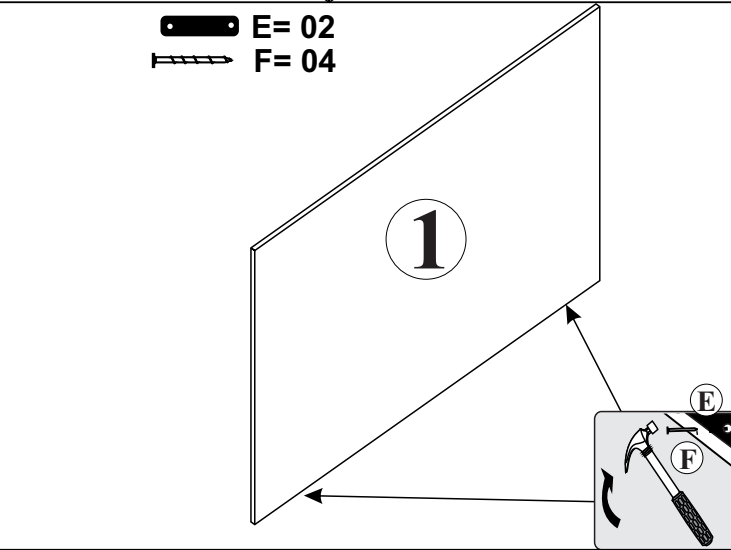
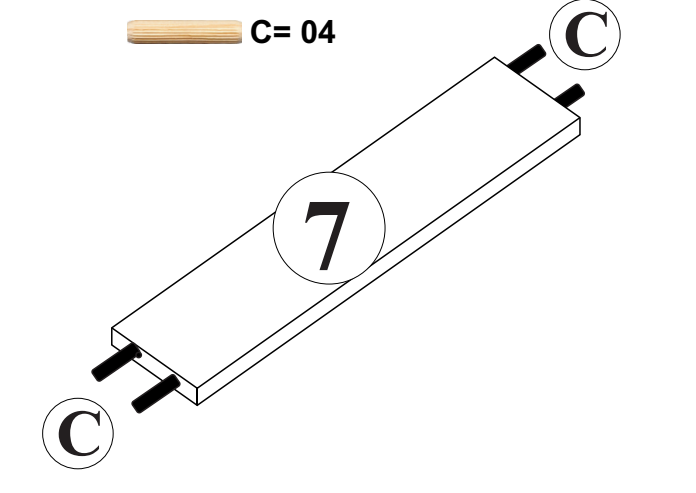
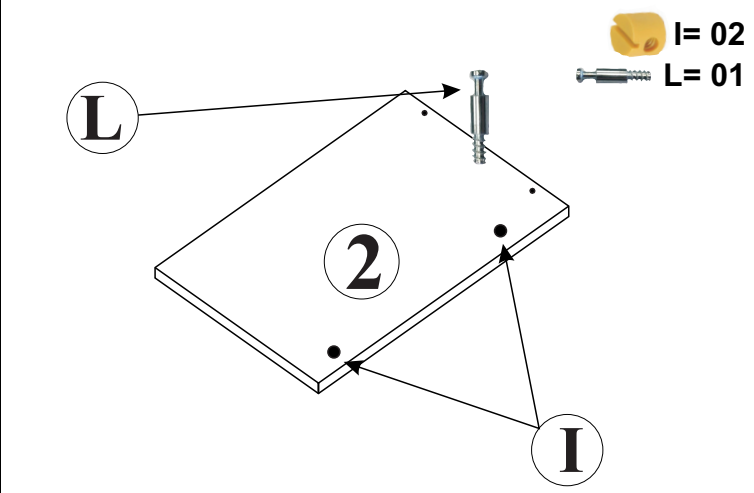
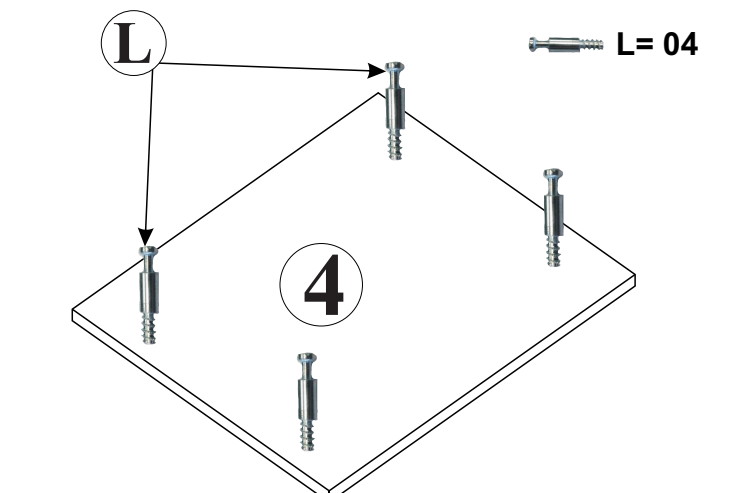


<b>A</b>  Parafuso C/ Flangeada 4,5 x 45 10 Unid.	<b>B</b>  Corredilha Metalica Cinza 300 x 32 x 9 01 Par.	<b>C</b>  Cavilha de Madeira 6,0 x 30 18 Unid.	<b>D</b>  Puxador Plástico Cinza 25 x 20 x 20 01 Unid.	<b>E</b>  Sapata Oval Plástico Preto 50 x 12 x 5 02 Unid.	<b>F</b>  Prego Anelado 10 x 10 04 Unid.	<b>G</b>  Parafuso C/ Chata 4,0 x 25 02 Unid.	<b>H</b>  Branco H1 Malbec H2 Vanilla H3 Grafite Adesivo Tapa Furo H4 Nogueira 12mm 02 Unid.
<b>I</b>  Porca Plástica Cilíndrica 12 x 8 06 unid.	<b>J</b>  Parafuso C/ Chata 3,5 x 12 14 Unid.	<b>K</b>  Cavilha Plástica 6,0 x 30 04 Unid.	<b>L</b>  Pino Girofix 12mm 07 Unid.	<b>M</b>  Tambor Girofix 12mm 07 unid.	<b>N</b>  Pés Plástico Preto 40 x 40 x 02 unid.	<b>O</b>  Parafuso C/ Flangeada 4,0 x 22 02 Unid.	<b>P</b>  Parafuso C/ Painela 3,5 x 25 01 Unid.

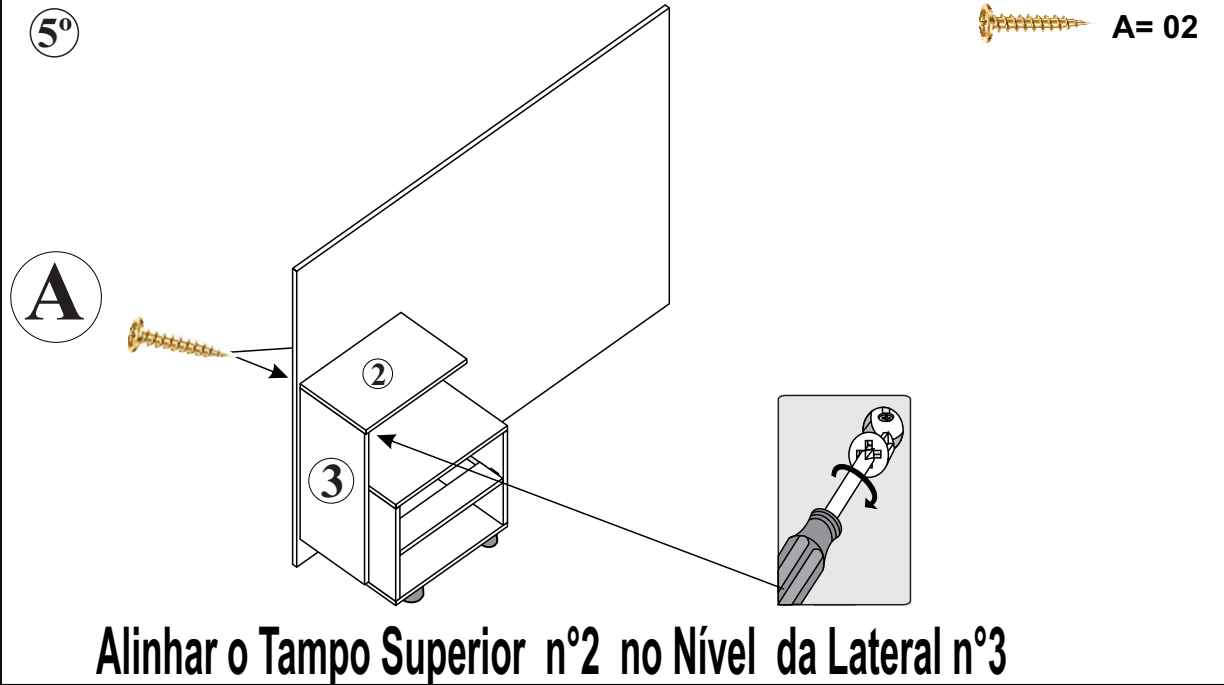
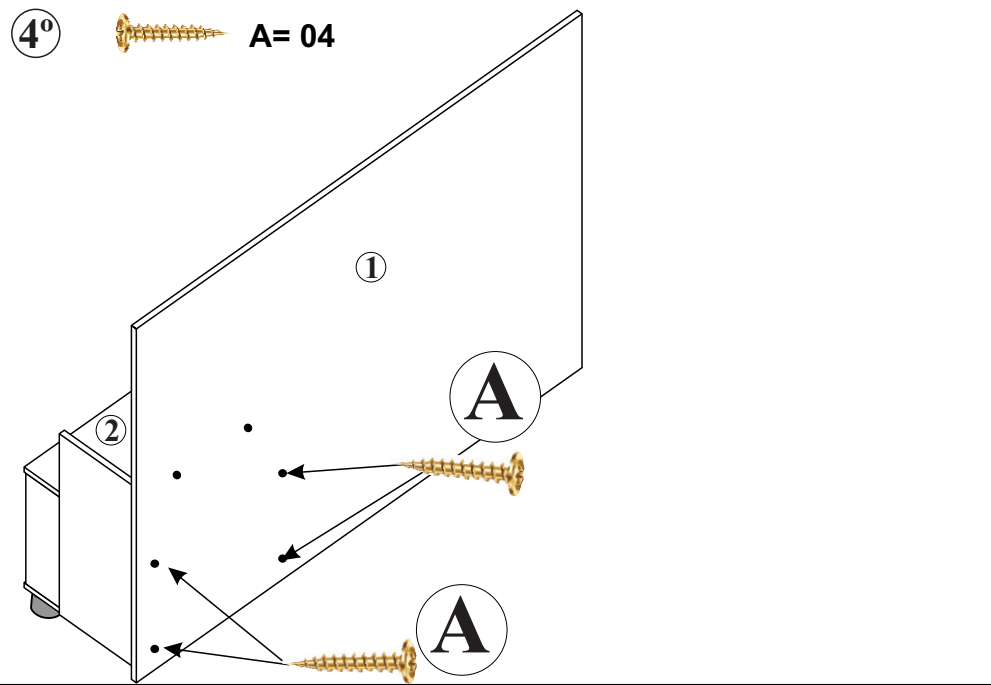
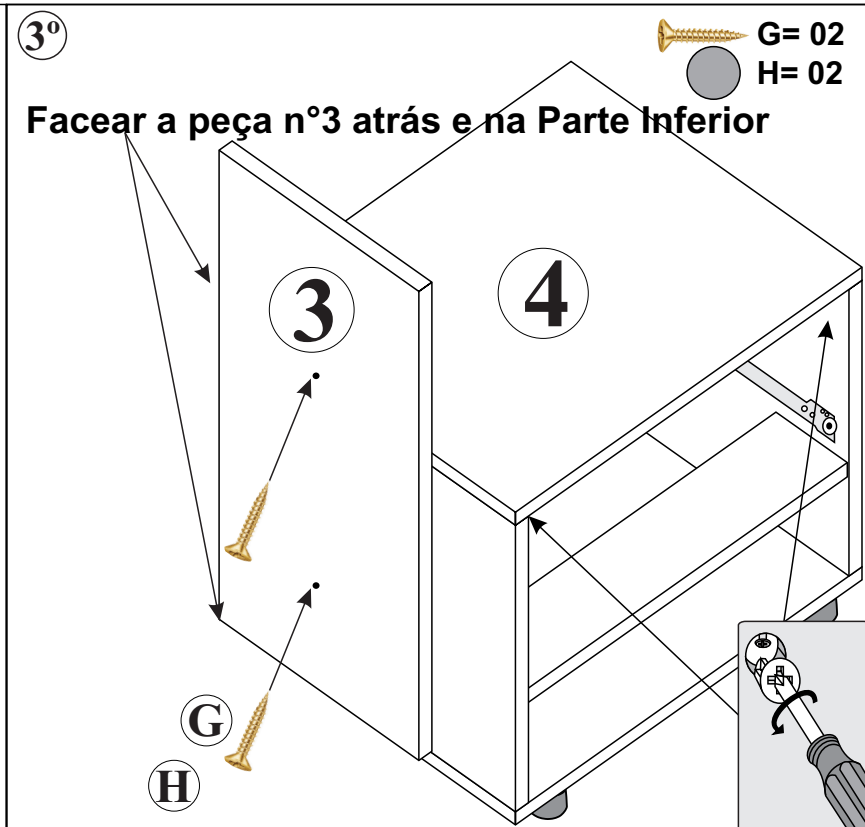
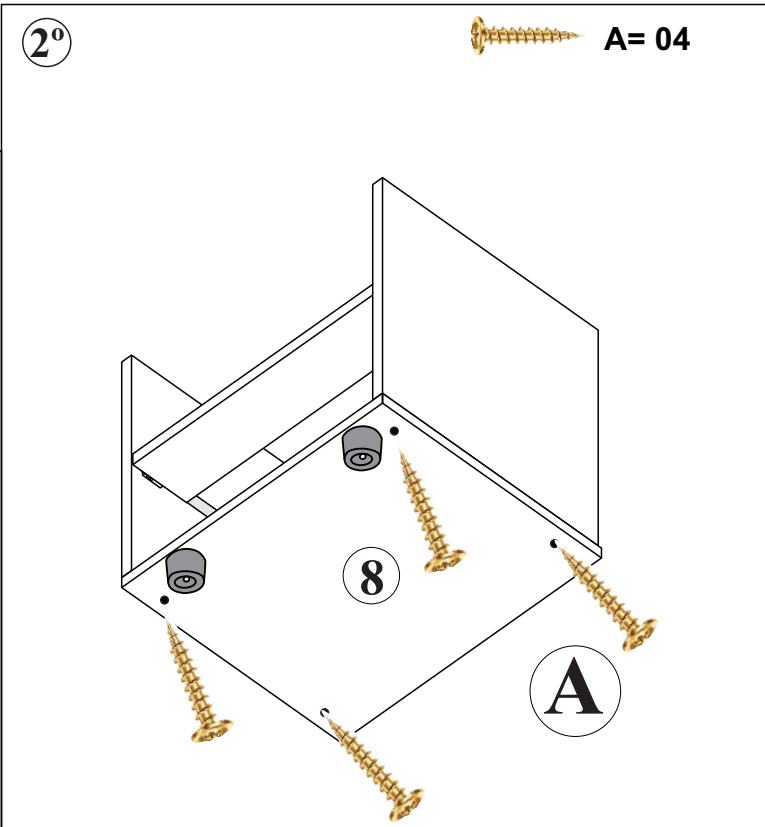
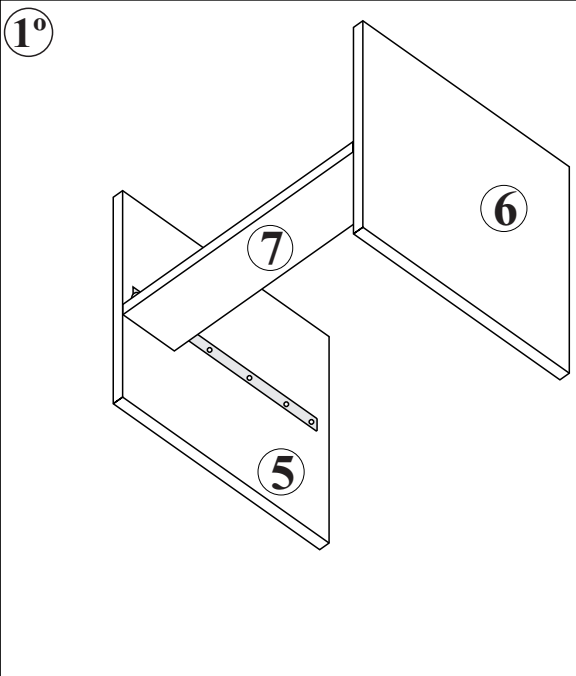
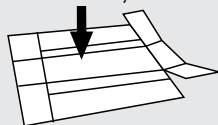
# FIXAÇÃO DOS ACESSÓRIOS



**IMPORTANTE:** Fixa a Correção no Segundo Furo.

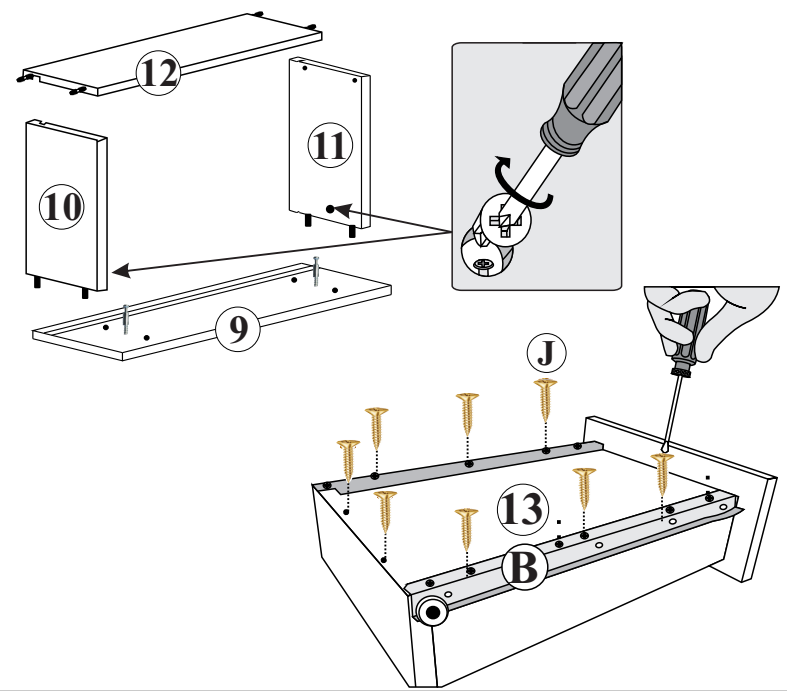


PARA MAIOR SEGURANÇA MONTAR O PRODUTO NO CHÃO, SOBRE A EMBALAGEM, EVITANDO DANOS NA PINTURA.



6°

B= 02  
J= 08



7°

