

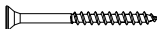






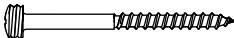








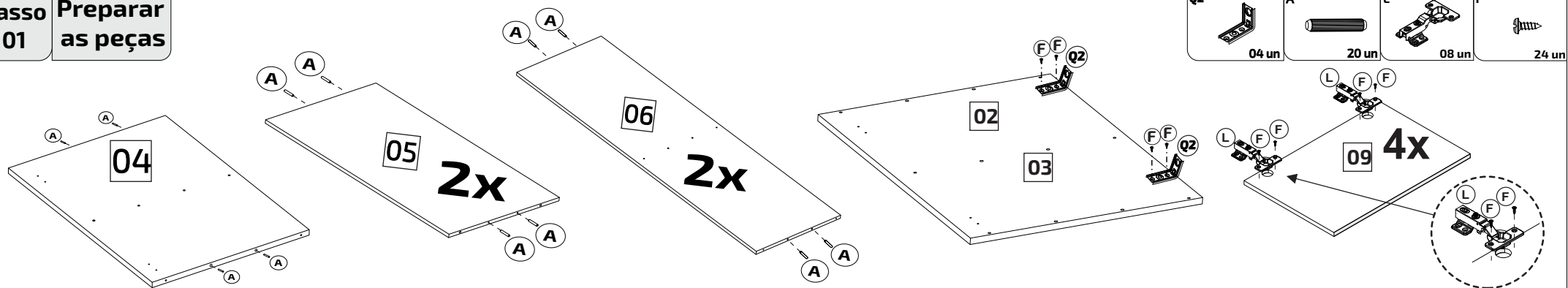
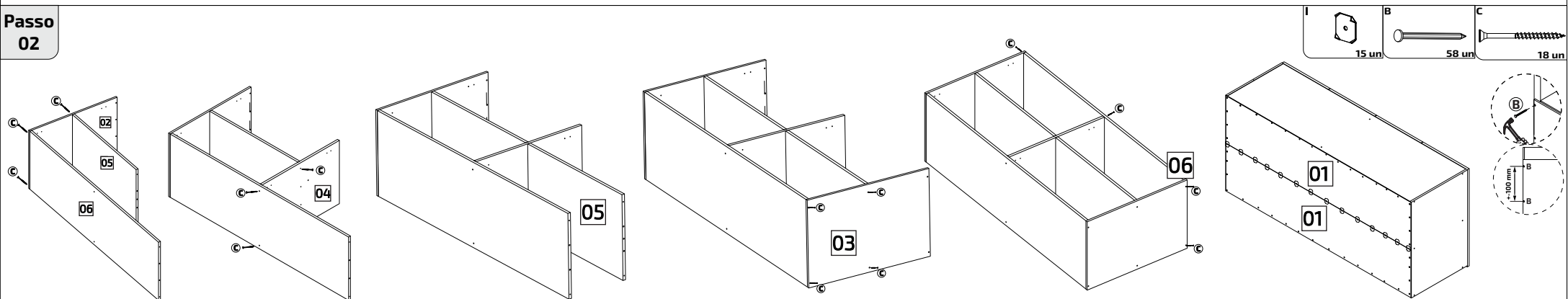


A 20 un  Cavilha Estrada Madeira Marfim Ø6x30mm	B 67 un  Prego Liso Com Cabeça 10x10mm	C 24 un  Parafuso Cabeça Chata Philips Ø4,0x50mm	D 08 un  Batedor Auto Adesivo Silicone Ø8mm	E 01 un  Logo Bartira Adesivo Auto-Col Silicone 36x11x1,5mm	F 56 un  Parafuso Cabeça Painela Philips Ø3,5x12mm
G 08 un  Parafuso Cabeça Chata Philips Ø4,0x22mm	H 02 un  Chapa Metalica C 4 Furos Oblongo 25x44x0,7mm	I 15 un  Fixador para Roupeiro 14x15 mm	J 06 un  Parafuso Cabeça Com Rosca Ø4,8x50mm		L 08 un  Dobra Com Amortecedor Calço Fixo Alta Ø35mm
M 06 un  - Grapia Tampa Plástica Com rosca Ø19x7 mm	N 06 un  Arruela Zincada Metal Ø3x16 mm	P 10 un  Buchsa para Parede Plástica Ø8 mm	Q 02 un  02 un  - Grapia	R 04 un  Parafuso Cabeça Painela Philips Autax Ø5,5x55mm	
S 08 un  Parafuso Cabeça Flangeada Sparfix Ø3,5x12mm					

Passo 01 Preparar as peças



Passo 02



Passo 03

