

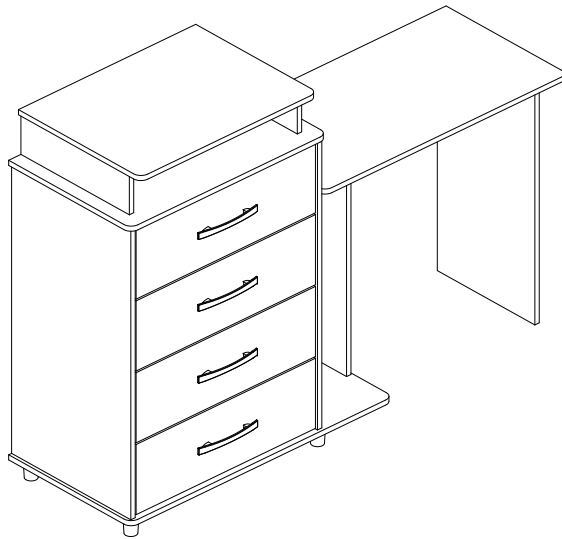
MANUAL DE MONTAGEM

Assembly instructions / Instrucciones de armado

CÔMODA VENEZA

Chest Veneza
Cómoda Veneza

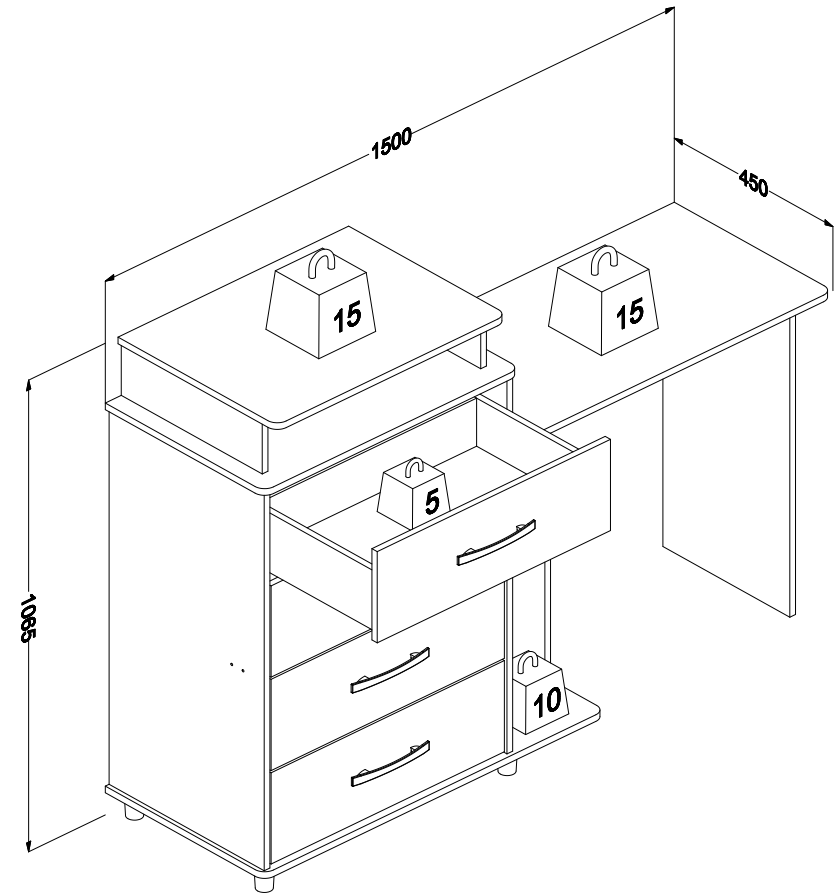
Código **2300** | Revisão 03



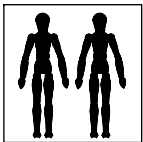
PESO MÁXIMO SUPORTADO PELAS PEÇAS, SENDO ESTE DISTRIBUÍDO UNIFORMEMENTE.

Maximum weight supported by parts, being this evenly distributed.

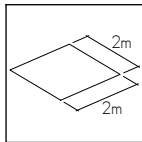
Peso máximo soportado por las partes, siendo esta distribuido uniformemente.



Você vai precisar de/ You will need / Usted necesitará



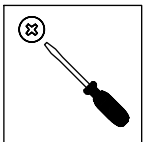
2 Pessoas
2 people
2 personas




Espaço recomendado para montagem
Recommended space for assemble
Espacio recomendado para el armado

Ferramentas não inclusas

Tools not included / Herramientas no incluidas



Chave Philips
Screwdriver
Destornillador cruz



Martelo
Hammer
Martillo

* PESO EM KG/ Weight in Kg/ Peso en Kg





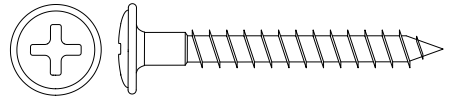

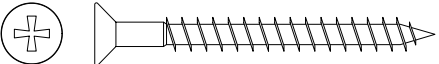

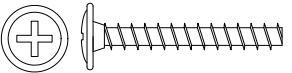
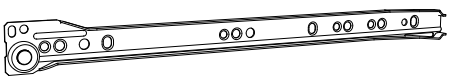
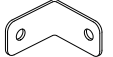
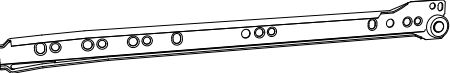

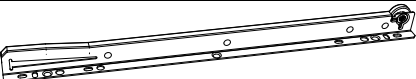
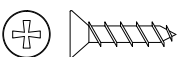
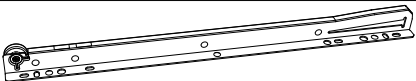
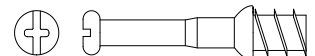



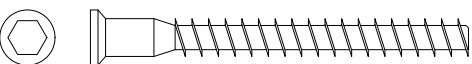
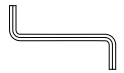

DIMENSÕES EM MM/ Dimensions in mm/ Dimensiones en mm

IDENTIFICAÇÃO DOS ACESSÓRIOS/ IDENTIFICATION OF ACCESSORIES/ IDENTIFICACIÓN DE ACCESORIOS

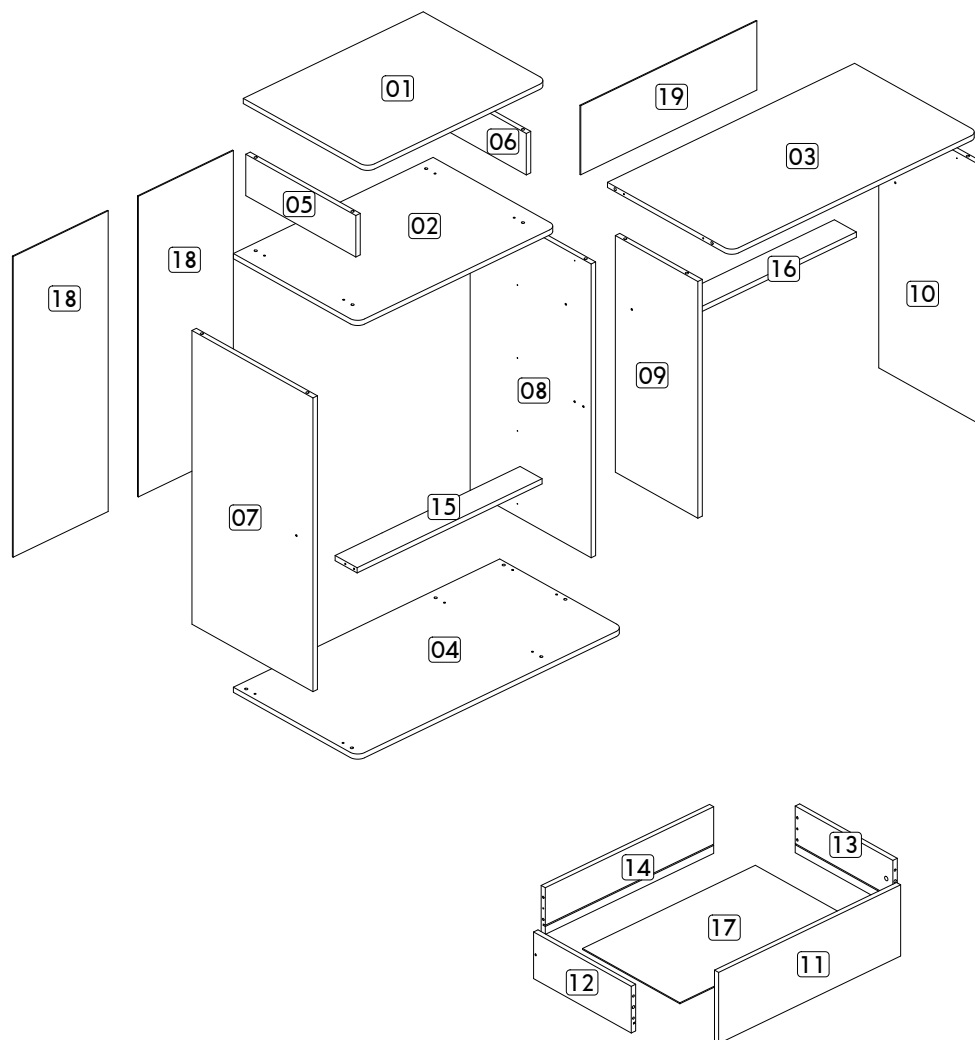
NOTAS: A separação dos acessórios antes de iniciar a montagem facilitará a mesma. Os parafusos e cavilhas estão na escala real. Em caso de dúvida na identificação, coloque o acessório sobre a imagem.

NOTES: The separation of the accessories before you start the assembly will facilitate the same. The screws and dowels are in real scale. In case of doubts about the identification, place the accessory on the image.

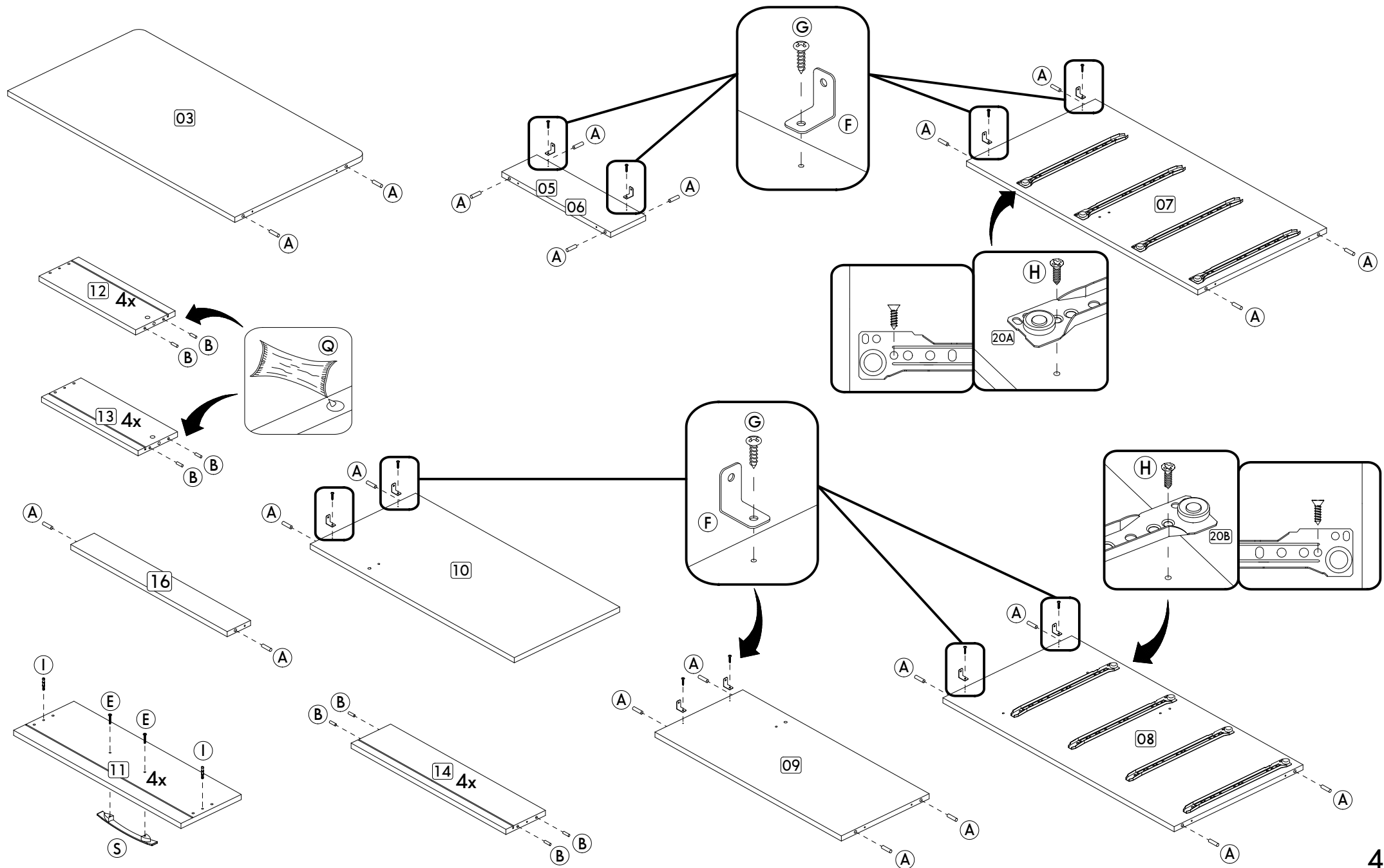
NOTAS: La separación de los accesorios antes de comenzar el armado facilitará el mismo. Los tornillos y taquetes son en escala real. En caso de dudas sobre la identificación, coloque el accesorio en la imagen.

A		Cavilha Wooden Dowel Pin	8x30 mm	26	P		Prego Nail Clavo	10 x 10	50
B		Cavilha Wooden Dowel Pin	6x30 mm	32	Q		Cola Glue Pegamento	-	01
C		Parafuso flangeado Flanged head screw Tornillo de cabeza flangeada	5,0x40 mm	04	R		Tampa parafuso estrutural Structural screw cover Tapa tornillo estrutural	-	06
D		Parafuso chato Flat head screw Tornillo de cabeça plana	4,5x45 mm	20	S		Puxador Handle Tirador	128 mm	04
E		Parafuso flangeado Flanged head screw Tornillo de cabeça flangeada	3,5x25 mm	08	20A		Corrediça lateral esquerda Metallic slide the left field Corredora lateral izquierda	350 mm	04
F		Cantoneira de metal Metal bracket Soporte de metal	22x22 mm	12	20B		Corrediça lateral direita Metallic slide the right field Corredora lateral derecha	350 mm	04
G		Parafuso panela Pan head screw Tornillo de pan	3,5x14 mm	24	20C		Corrediça gaveta esquerda Drawer slide left Corredora izquierda cajón	350 mm	04
H		Parafuso chato Flat head screw Tornillo de cabeça plana	3,0x14 mm	32	20D		Corrediça gaveta direita Drawer slide right Corredora derecha cajón	350 mm	04
I		Haste minifix simples Simple minifix screw Tornillo minifix simple	-	08					
J		Sapata Plastic foot Pie plástico	-	04					
K		Tambor minifix Cam lock Tambor minifix	-	08					
L		Tapa furo adesivo Bore patch adhesive Tapones adhesivo	-	08					
M		Parafuso estrutural Structural screw Tornillo estrutural	5,0x50 mm	06					
N		Chave allen Allen key Llave Allen	-	01					
O		Sapata Small plastic foot Pie plástico	15 mm	02					

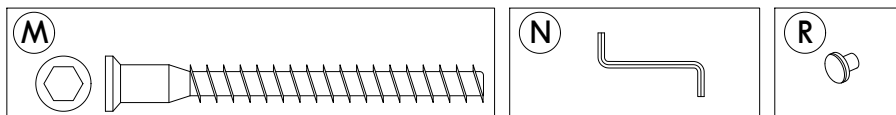
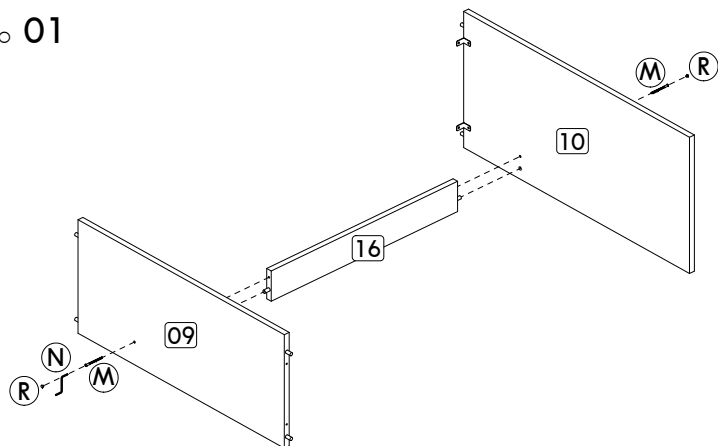
IDENTIFICAÇÃO DAS PEÇAS/ PARTS IDENTIFICATION/ IDENTIFICACIÓN DE LAS PIEZAS



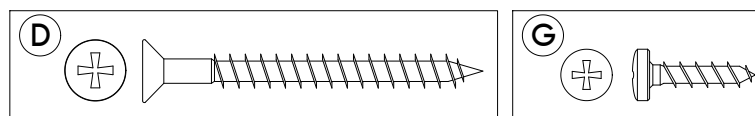
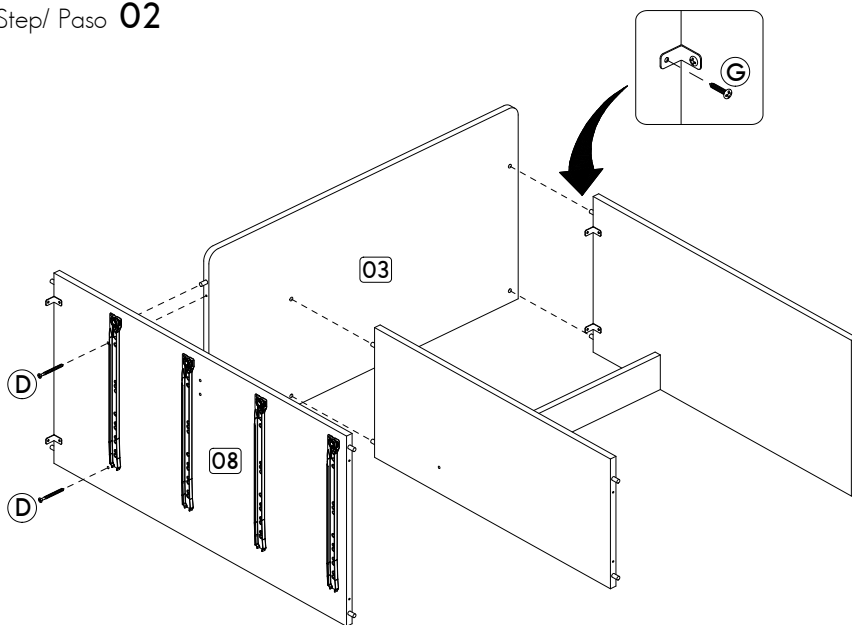
Nº	DESCRIÇÃO - DESCRIPTION - DESCRIPCIÓN	MEDIDAS-MEASURES - MEDIDAS (mm)	QTD.
01	Base TV - TV base - Base TV	608 x 450 x 15	01
02	Base DVD - DVD base - Base DVD	675 x 450 x 15	01
03	Base escrivaninha - Table base - Base mesa	835 x 450 x 15	01
04	Base inferior - Bottom base - Base inferior	900 x 450 x 15	01
05	Lateral esquerda DVD - DVD left side - Lateral izquierda DVD	120 x 400 x 15	01
06	Lateral direita DVD - DVD right side - Lateral derecha DVD	120 x 400 x 15	01
07	Lateral esquerda cômoda - Chest left side - Lateral izquierda cómoda	850 x 440 x 15	01
08	Lateral direita cômoda - Chest right side - Lateral derecha cómoda	850 x 440 x 15	01
09	Lateral esquerda escrivaninha - Table left side - Lateral izquierda mesa	685 x 300 x 15	01
10	Lateral direita escrivaninha - Table right side - Lateral derecha mesa	750 x 360 x 15	01
11	Frente de gaveta - Drawer front - Frente del cajón	615 x 206 x 15	04
12	Lateral esquerda de gaveta - Left side of drawer - Lateral izquierda del cajón	355 x 135 x 15	04
13	Lateral direita de gaveta - Right side of drawer - Lateral derecha del cajón	355 x 135 x 15	04
14	Traseiro de gaveta - Rear of drawer - Trasero del cajón	569 x 135 x 15	04
15	Travessa cômoda - Chest tray - Traviesa cómoda	625 x 80 x 15	01
16	Travessa escrivaninha - Table tray - Traviesa mesa	575 x 80 x 15	01
17	Fundo de gaveta - Bottom of drawer - Fondo del cajón	584 x 354 x 03	04
18	Costa cômoda - Cabinet back - Fondo del gabinete	870 x 321 x 03	02
19	Costa escrivaninha - Table back - Fondo escritorio	595 x 200 x 03	01



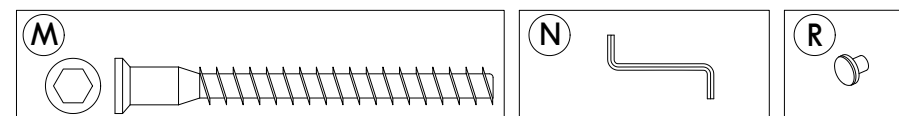
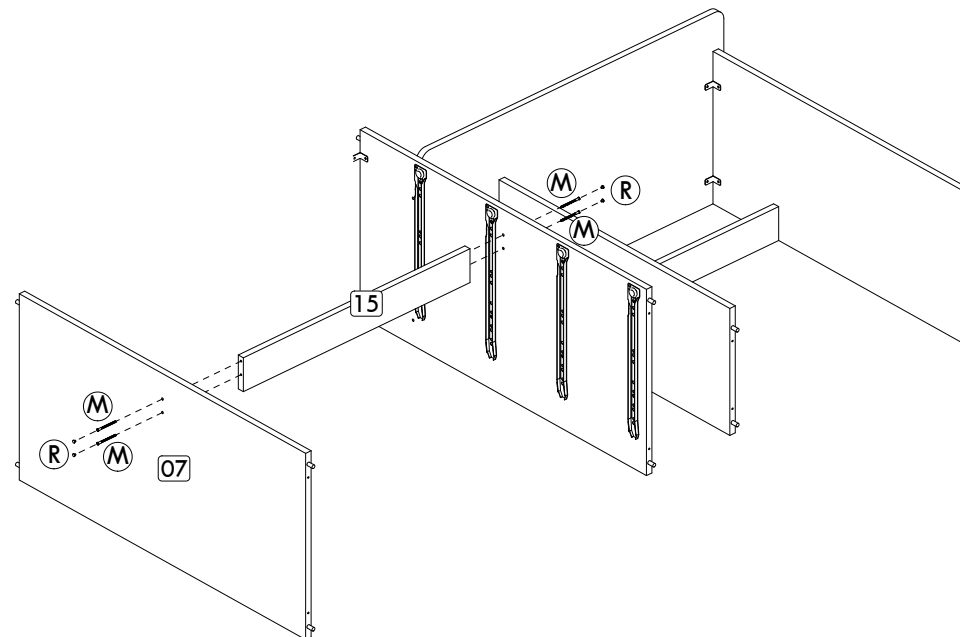
Passo/ Step/ Paso 01



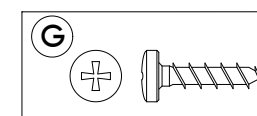
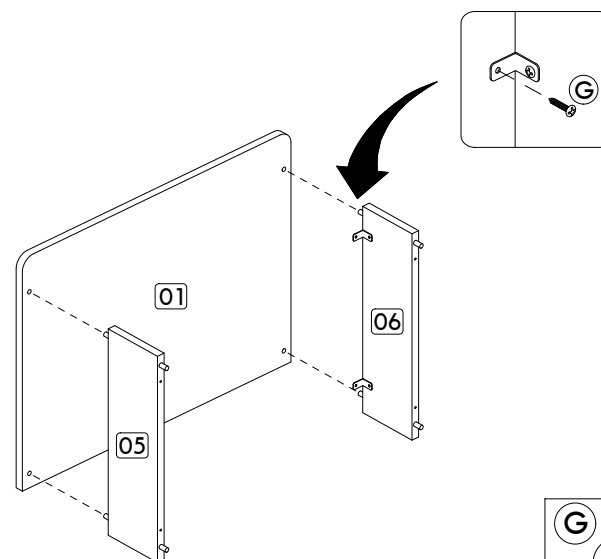
Passo/ Step/ Paso 02



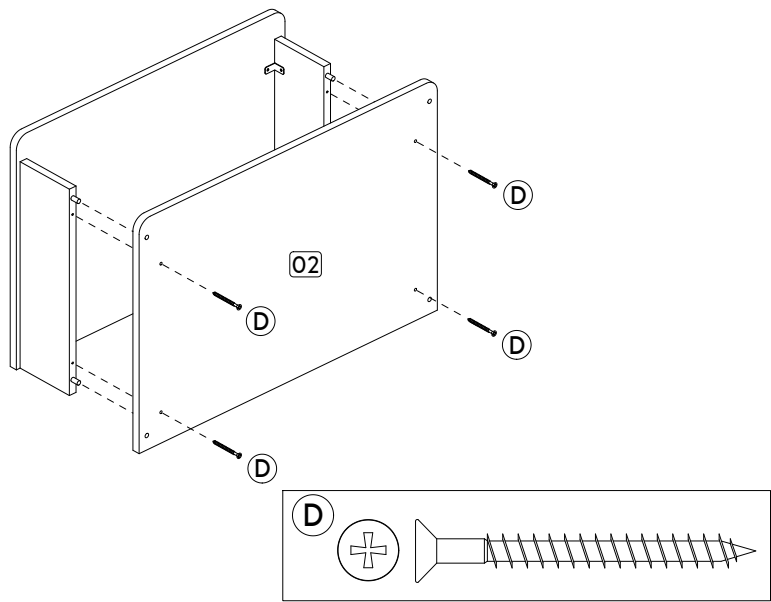
Passo/ Step/ Paso 03



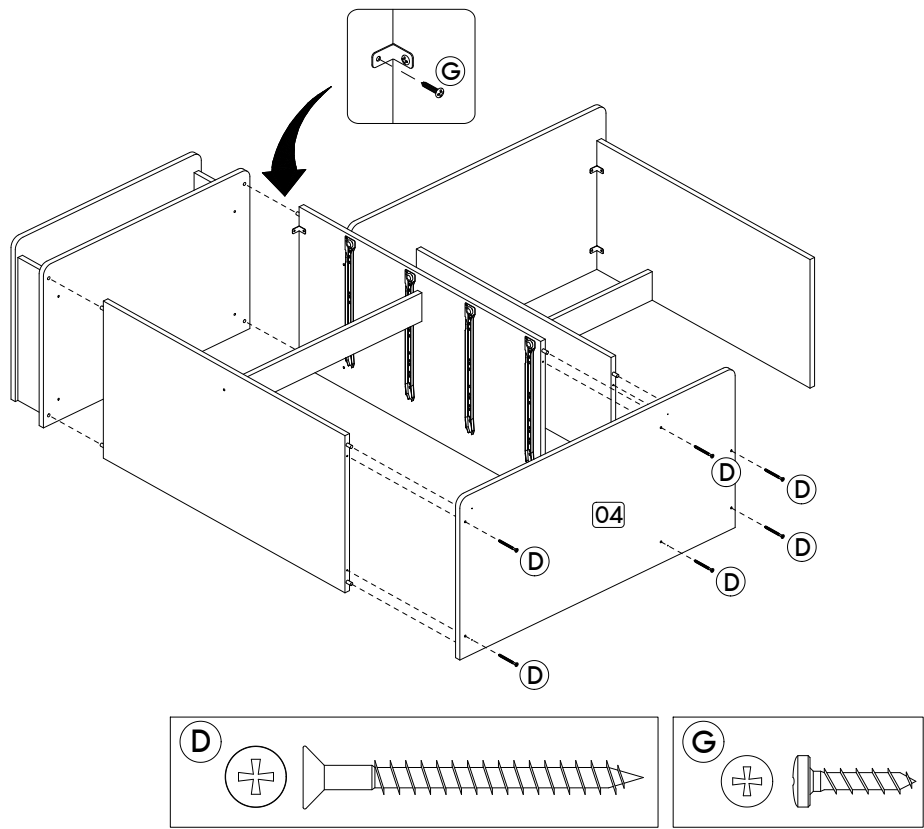
Passo/ Step/ Paso 04



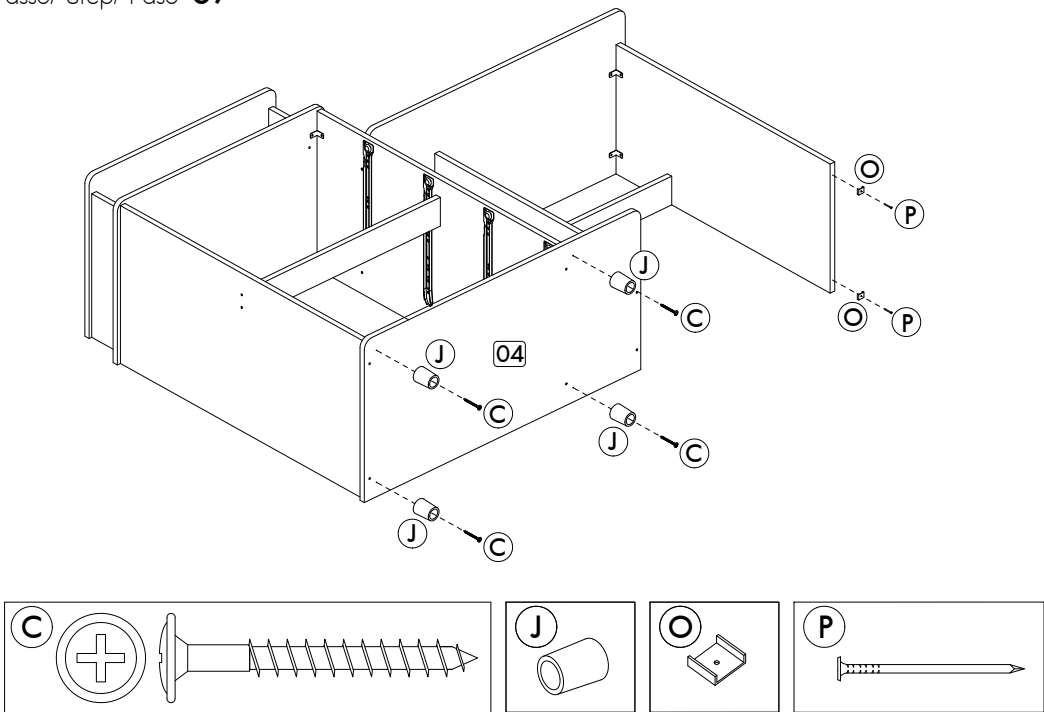
Passo/ Step/ Paso 05



Passo/ Step/ Paso 06



Passo/ Step/ Paso 07



Passo/ Step/ Paso 08

